

Appendix 3 – Summary of Citizen Space feedback

Corporate Strategy 2024-28

<https://consultation.oxford.gov.uk/policy-and-communications/corporate-strategy-24-28>

This report was created on Friday 22 March 2024 at 07:24

The activity ran from 25/01/2024 to 21/03/2024

Responses to this survey: **214**

1: What are the first three letters of your postcode?

Postcode

There were 214 responses to this part of the question.

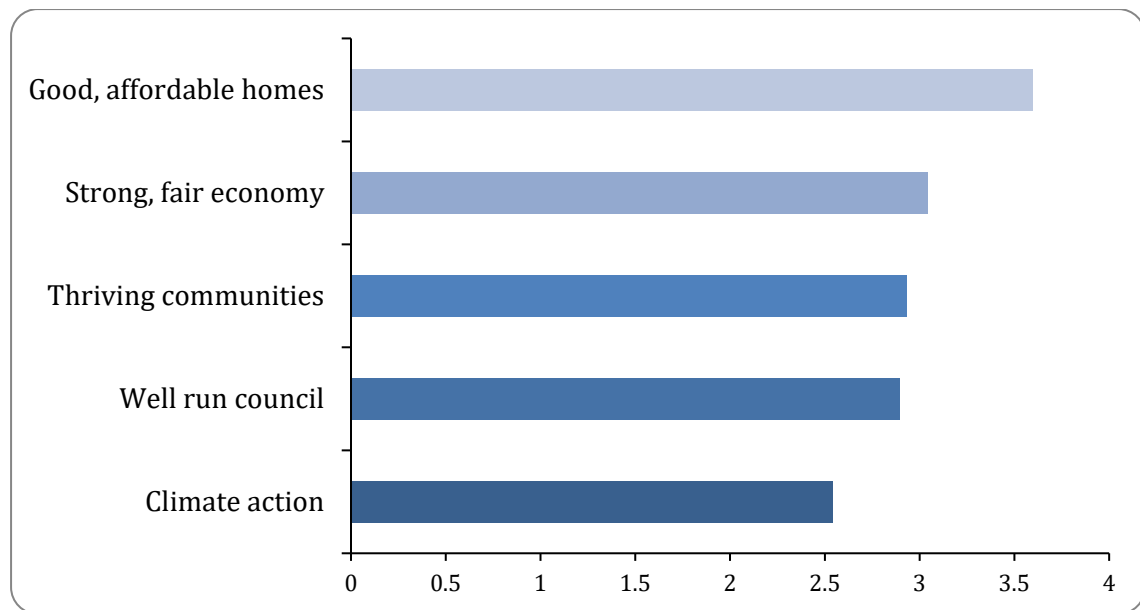
2: What is your organisation? (if applicable)

Organisation

There were 120 responses to this part of the question.

1: With 1 being the highest and 5 the lowest, how would you rank our areas of priority?

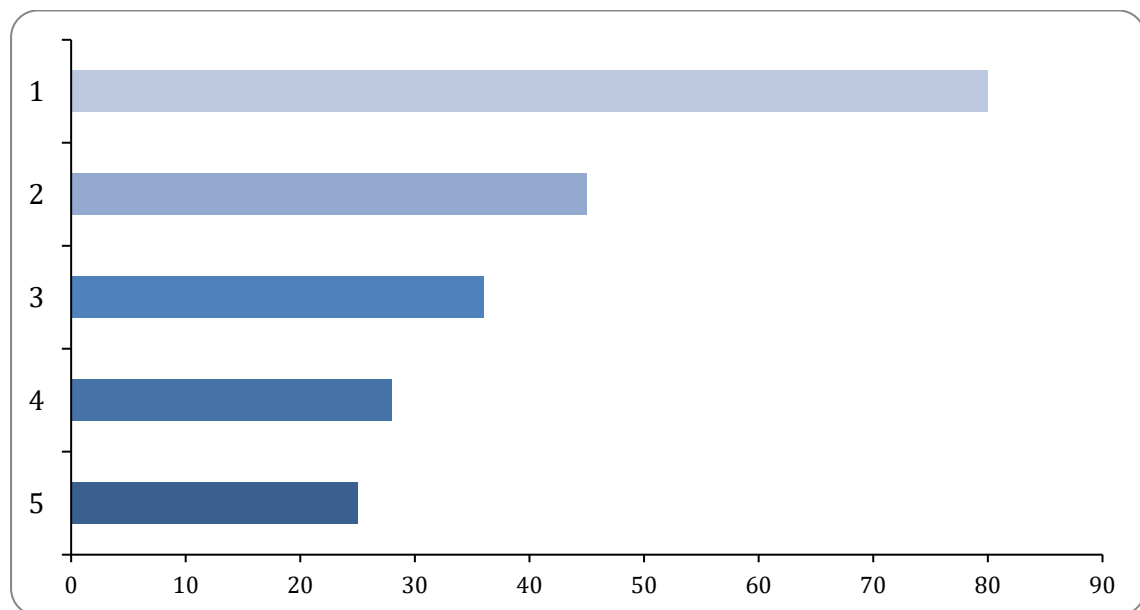
Ranking of 'Rank our priorities? '



Item	Ranking
Good, affordable homes	3.59
Strong, fair economy	3.04
Thriving communities	2.93
Well run council	2.89
Climate action	2.54

Rank our priorities? - Good, affordable homes

There were 214 responses to this part of the question.

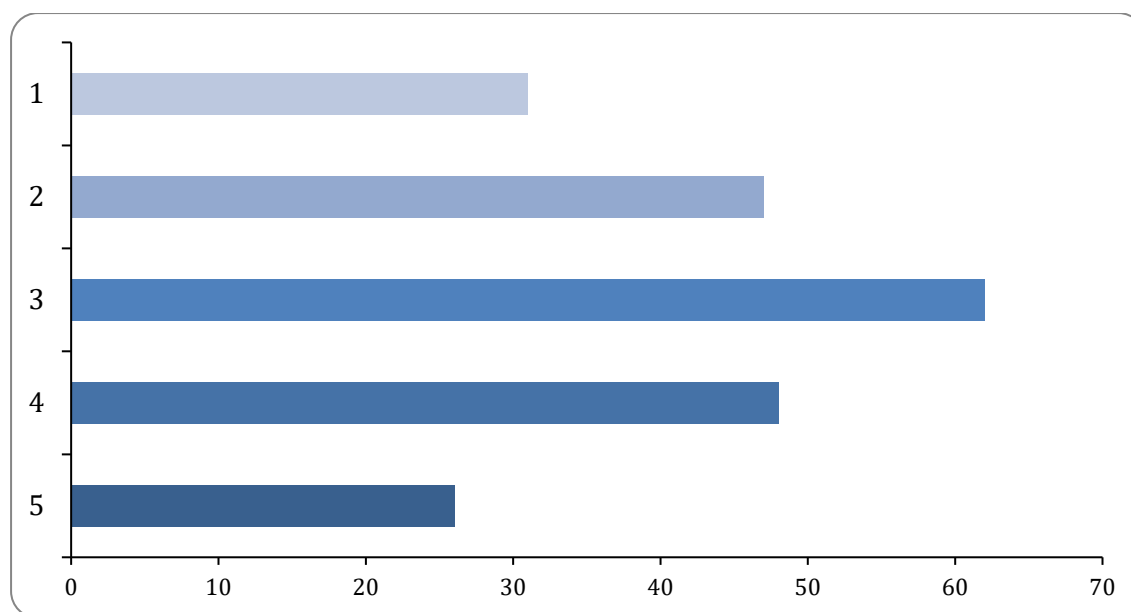


Option	Total	Percent
1	80	37.38%

2	45	21.03%
3	36	16.82%
4	28	13.08%
5	25	11.68%
Not Answered	0	0.00%

Rank our priorities? - Strong, fair economy

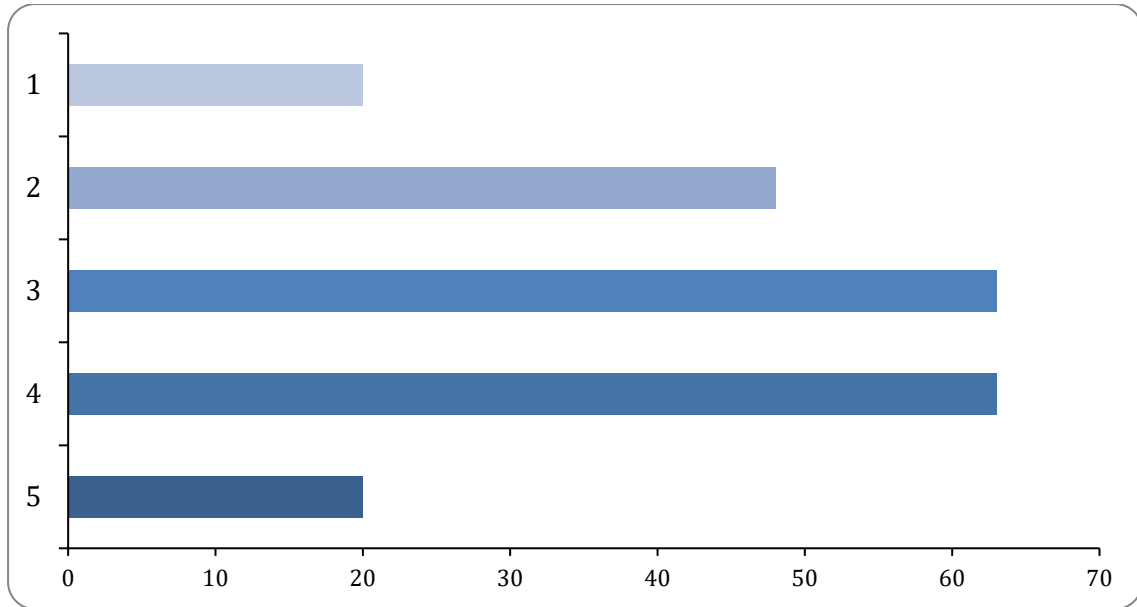
There were 214 responses to this part of the question.



Option	Total	Percent
1	31	14.49%
2	47	21.96%
3	62	28.97%
4	48	22.43%
5	26	12.15%
Not Answered	0	0.00%

Rank our priorities? - Thriving communities

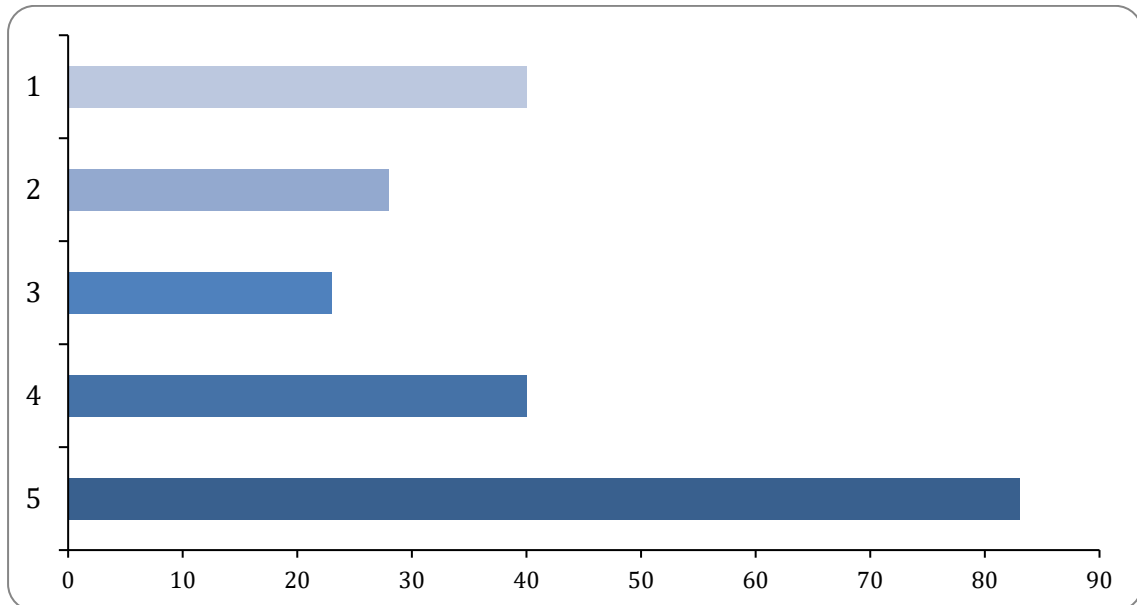
There were 214 responses to this part of the question.



Option	Total	Percent
1	20	9.35%
2	48	22.43%
3	63	29.44%
4	63	29.44%
5	20	9.35%
Not Answered	0	0.00%

Rank our priorities? - Climate action

There were 214 responses to this part of the question.

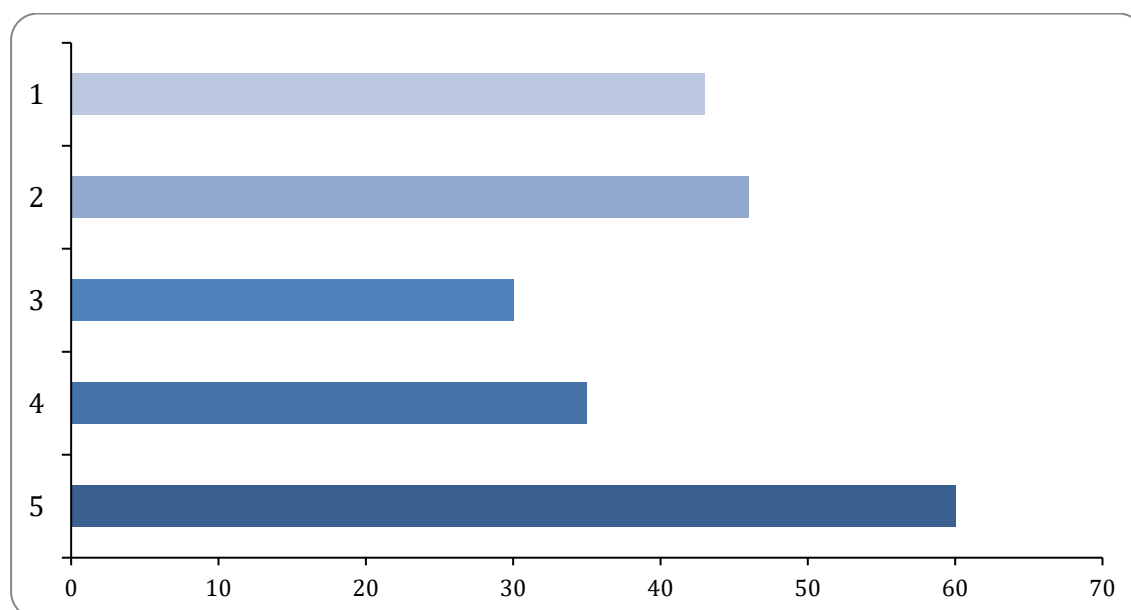


Option	Total	Percent
1	40	18.7%
2	28	13.1%
3	23	10.7%
4	40	18.7%
5	83	38.8%

1	40	18.69%
2	28	13.08%
3	23	10.75%
4	40	18.69%
5	83	38.79%
Not Answered	0	0.00%

Rank our priorities? - Well run council

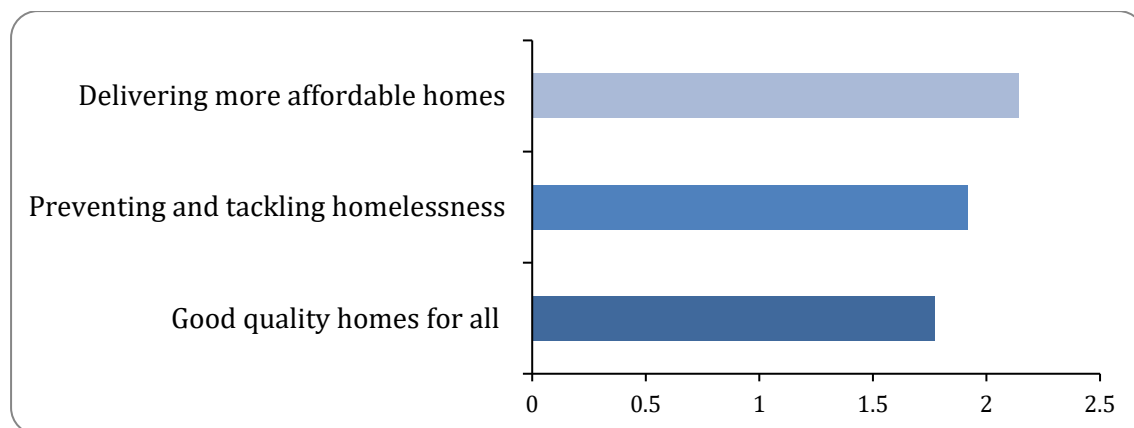
There were 214 responses to this part of the question.



Option	Total	Percent
1	43	20.09%
2	46	21.50%
3	30	14.02%
4	35	16.36%
5	60	28.04%
Not Answered	0	0.00%

1: With 1 being the highest, and 3 the lowest, how would you rank the priorities for good, affordable homes?

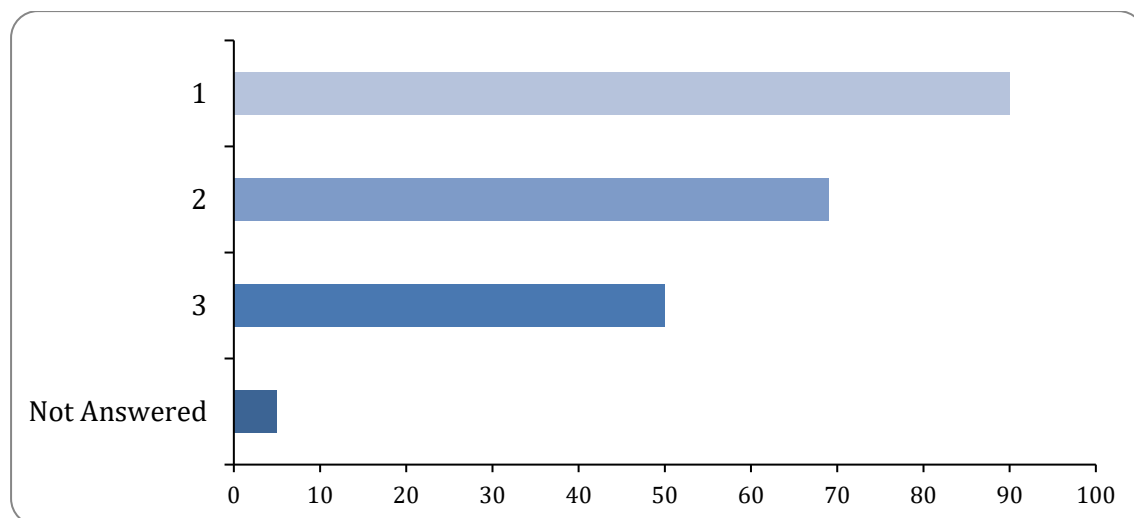
Ranking of 'Good, affordable homes ranking'



Item	Ranking
Delivering more affordable homes	2.14
Preventing and tackling homelessness	1.92
Good quality homes for all	1.77

Good, affordable homes ranking - Delivering more affordable homes

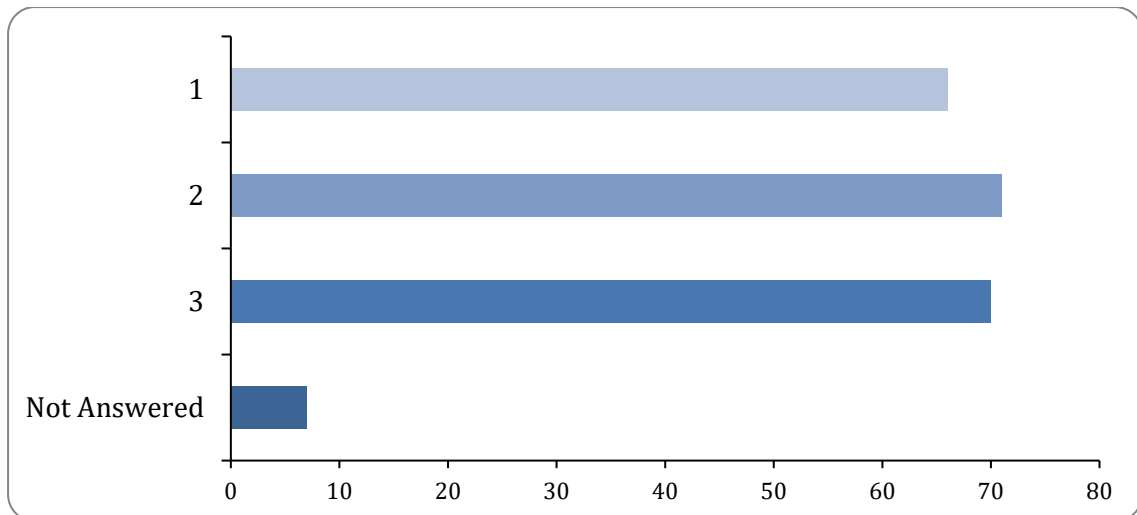
There were 209 responses to this part of the question.



Option	Total	Percent
1	90	42.06%
2	69	32.24%
3	50	23.36%
Not Answered	5	2.34%

Good, affordable homes ranking - Preventing and tackling homelessness

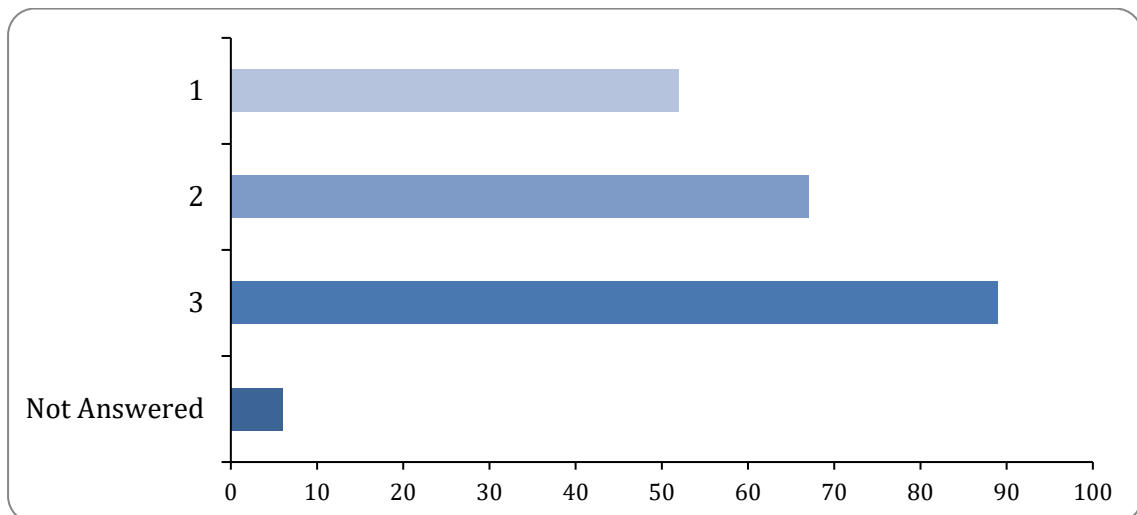
There were 207 responses to this part of the question.



Option	Total	Percent
1	66	30.84%
2	71	33.18%
3	70	32.71%
Not Answered	7	3.27%

Good, affordable homes ranking - Good quality homes for all

There were 208 responses to this part of the question.



Option	Total	Percent
1	52	24.30%
2	67	31.31%
3	89	41.59%
Not Answered	6	2.80%

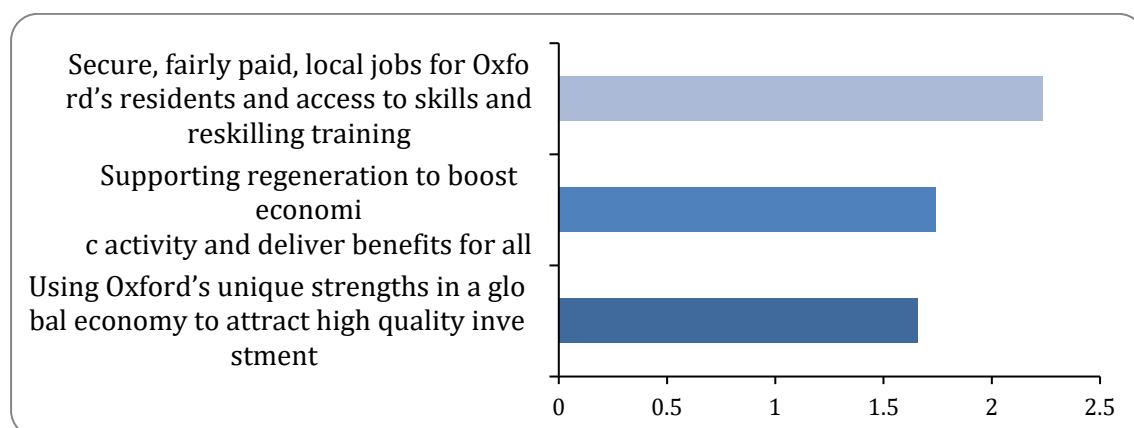
2: Do you have any other comments on good, affordable homes?

Please enter your comments

There were 152 responses to this part of the question.

1: With 1 being the highest, and 3 the lowest, how would you rank the priorities for a strong, fair economy?

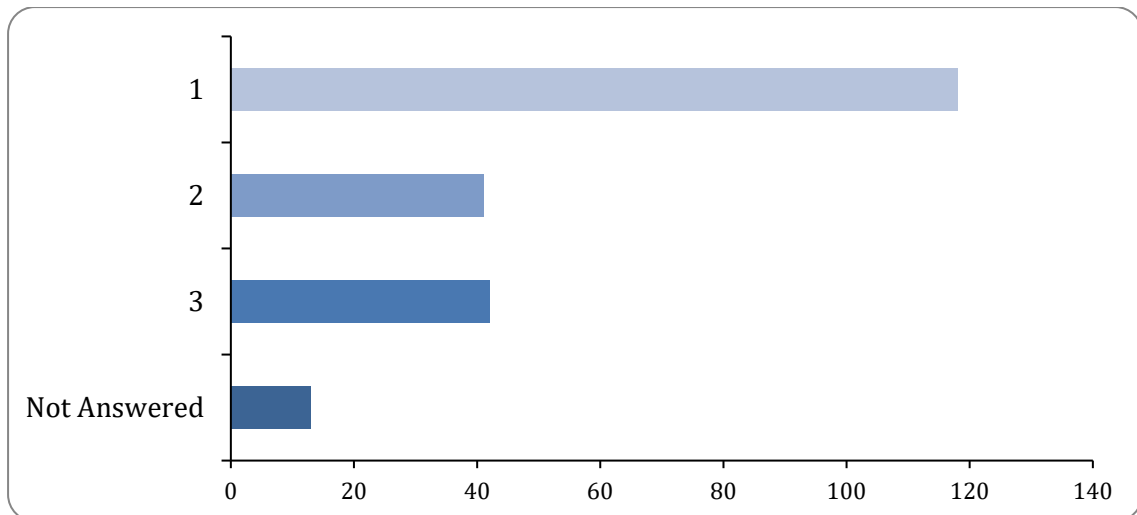
Ranking of 'ranking priorities for economy?'



Item	Ranking
Secure, fairly paid, local jobs for Oxford's residents and access to skills and reskilling training	2.23
Supporting regeneration to boost economic activity and deliver benefits for all	1.74
Using Oxford's unique strengths in a global economy to attract high quality investment	1.66

ranking priorities for economy? - Secure, fairly paid, local jobs for Oxford's residents and access to skills and reskilling training

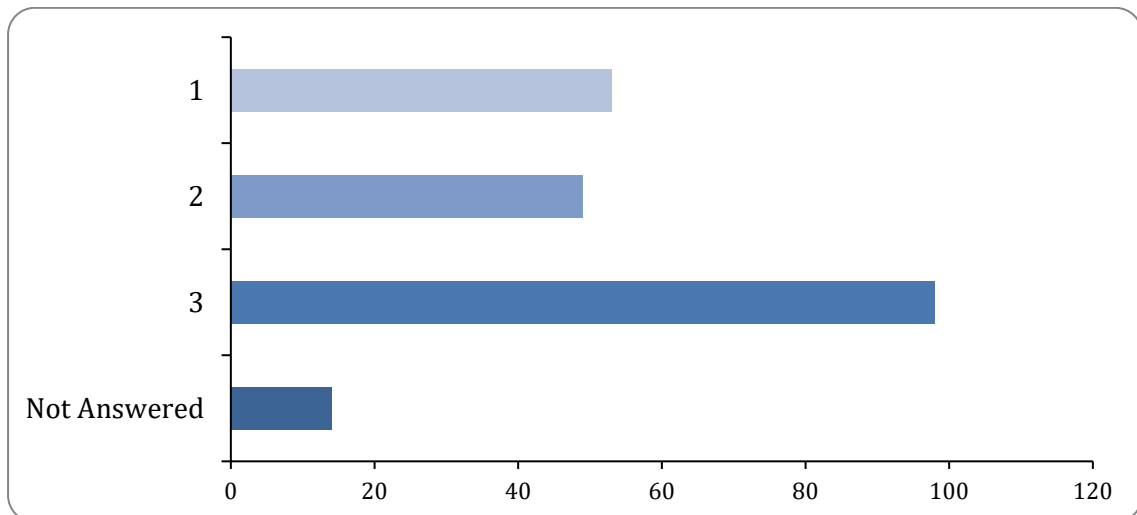
There were 201 responses to this part of the question.



Option	Total	Percent
1	118	55.14%
2	41	19.16%
3	42	19.63%
Not Answered	13	6.07%

ranking priorities for economy? - Using Oxford's unique strengths in a global economy to attract high quality investment

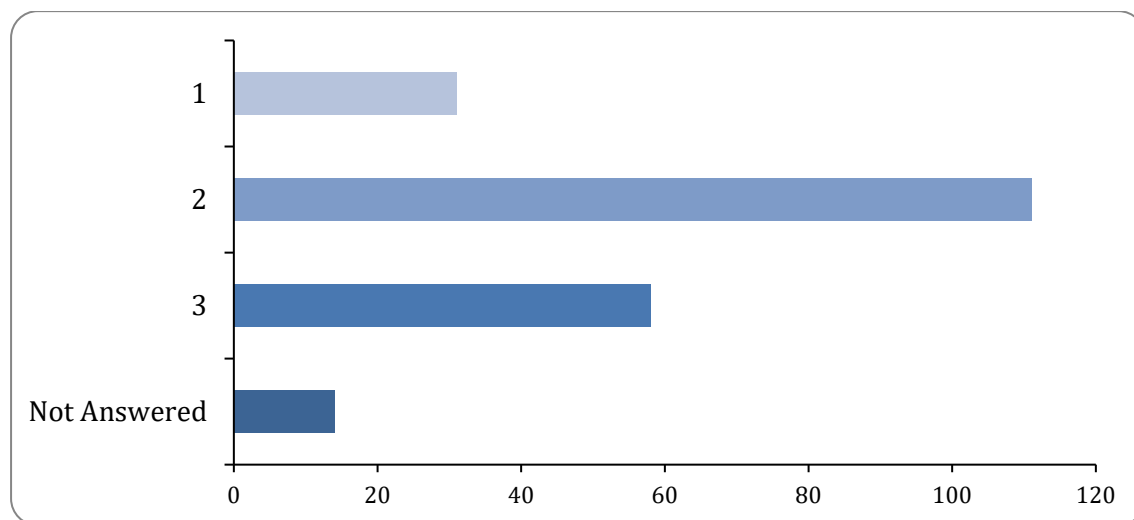
There were 200 responses to this part of the question.



Option	Total	Percent
1	53	24.77%
2	49	22.90%
3	98	45.79%
Not Answered	14	6.54%

ranking priorities for economy? - Supporting regeneration to boost economic activity and deliver benefits for all

There were 200 responses to this part of the question.



Option	Total	Percent
1	31	14.49%
2	111	51.87%
3	58	27.10%
Not Answered	14	6.54%

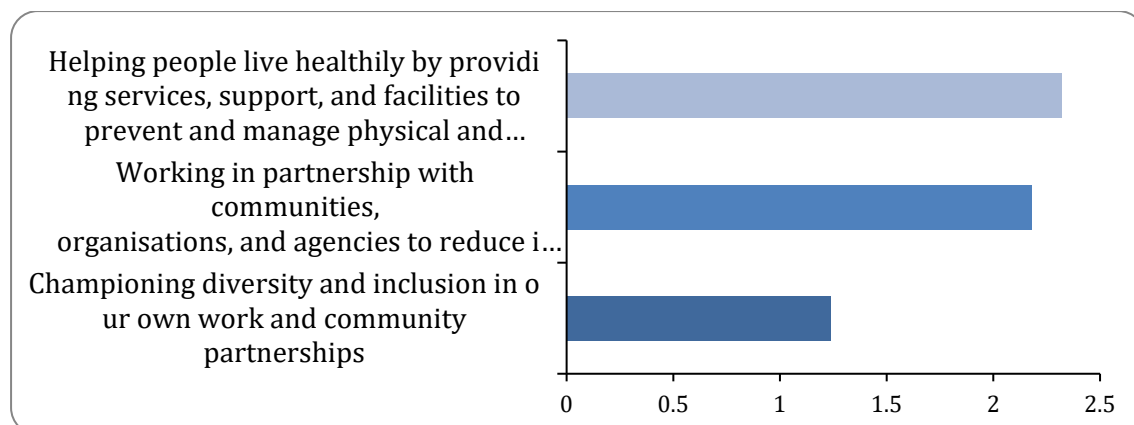
2: Do you have any other comments on a strong, fair economy?

Please enter your comments

There were 129 responses to this part of the question.

1: With 1 being the highest, and 3 the lowest, how would you rank the priorities for thriving communities?

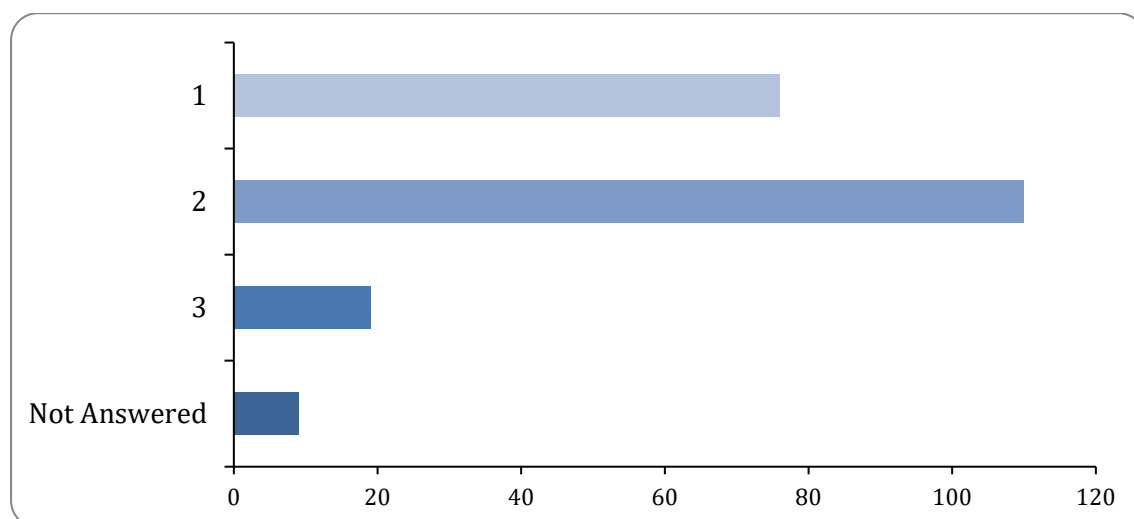
Ranking of 'ranking thriving communities'



Item	Ranking
Helping people live healthily by providing services, support, and facilities to prevent and manage physical and mental health conditions	2.32
Working in partnership with communities, organisations, and agencies to reduce inequalities and create thriving communities	2.18
Championing diversity and inclusion in our own work and community partnerships	1.24

ranking thriving communities - Working in partnership with communities, organisations, and agencies to reduce inequalities and create thriving communities

There were 205 responses to this part of the question.

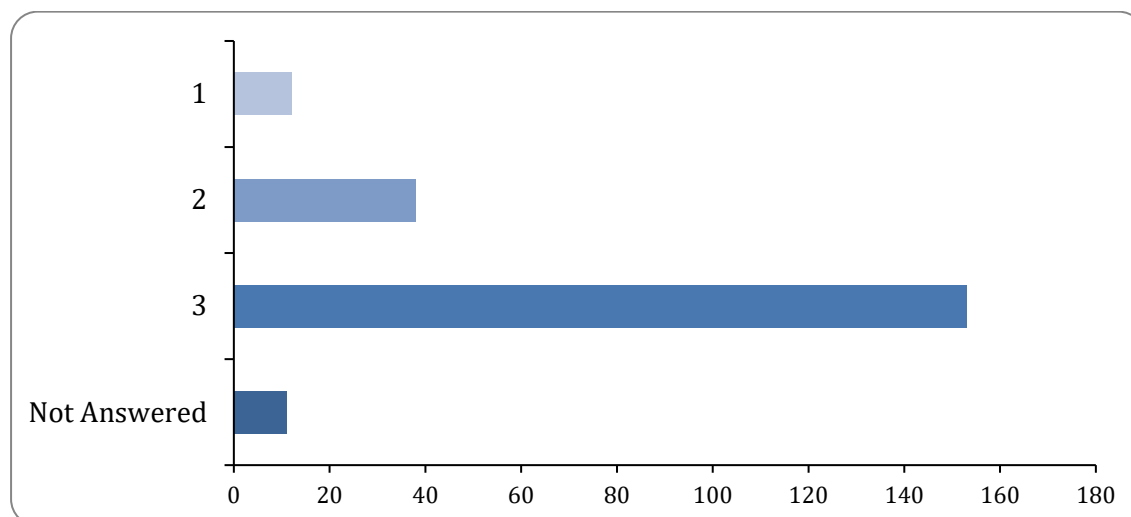


Option	Total	Percent
1	76	35.51%
2	110	51.40%

3	19	8.88%
Not Answered	9	4.21%

ranking thriving communities - Championing diversity and inclusion in our own work and community partnerships

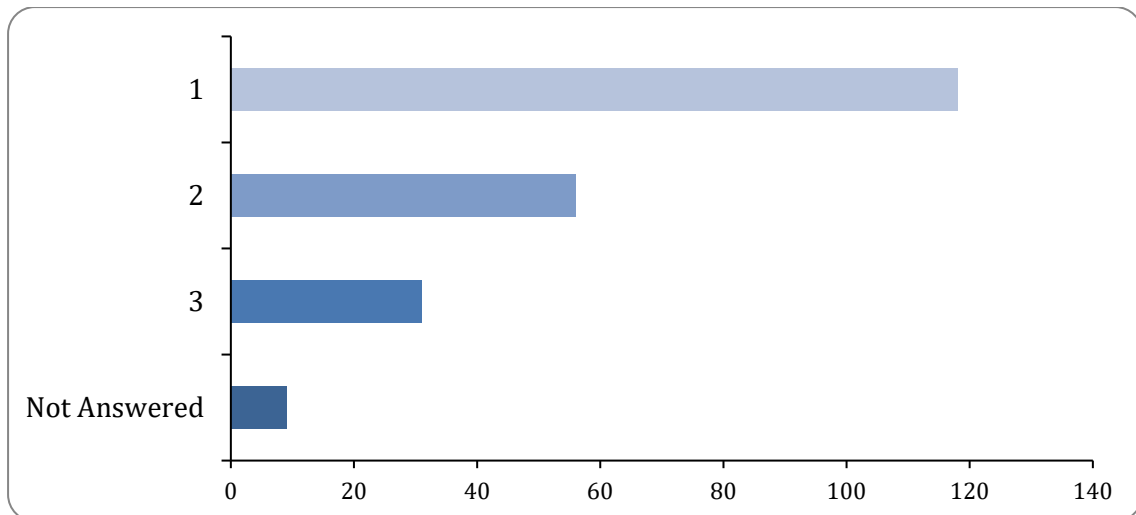
There were 203 responses to this part of the question.



Option	Total	Percent
1	12	5.61%
2	38	17.76%
3	153	71.50%
Not Answered	11	5.14%

ranking thriving communities - Helping people live healthily by providing services, support, and facilities to prevent and manage physical and mental health conditions

There were 205 responses to this part of the question.



Option	Total	Percent
1	118	55.14%
2	56	26.17%
3	31	14.49%
Not Answered	9	4.21%

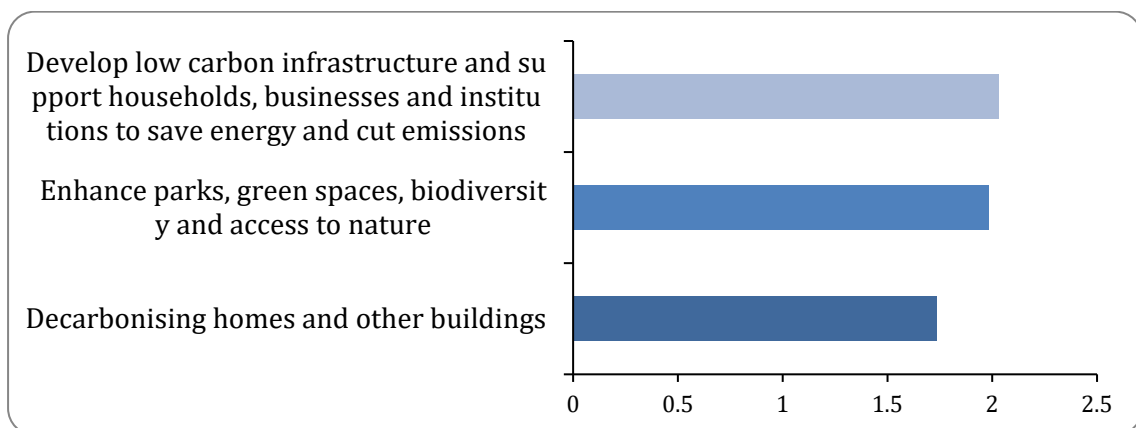
2: Do you have any other comments on thriving communities?

Please enter your comments

There were 126 responses to this part of the question.

1: With 1 being the highest, and 3 the lowest, how would you rank the priorities for zero carbon Oxford?

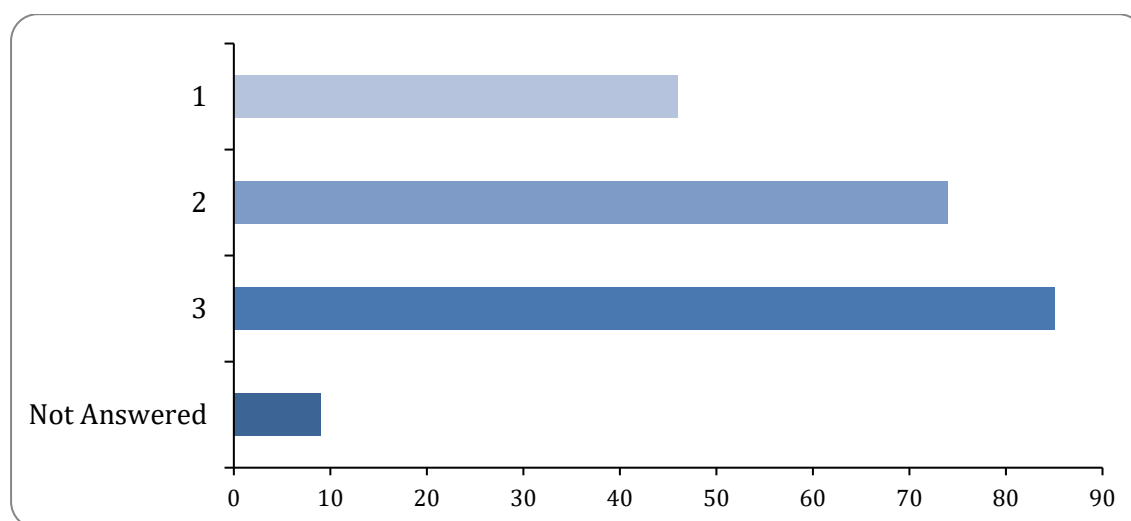
Ranking of 'ranking ZCO'



Item	Ranking
Develop low carbon infrastructure and support households, businesses and institutions to save energy and cut emissions	2.03
Enhance parks, green spaces, biodiversity and access to nature	1.98
Decarbonising homes and other buildings	1.73

ranking ZCO - Decarbonising homes and other buildings

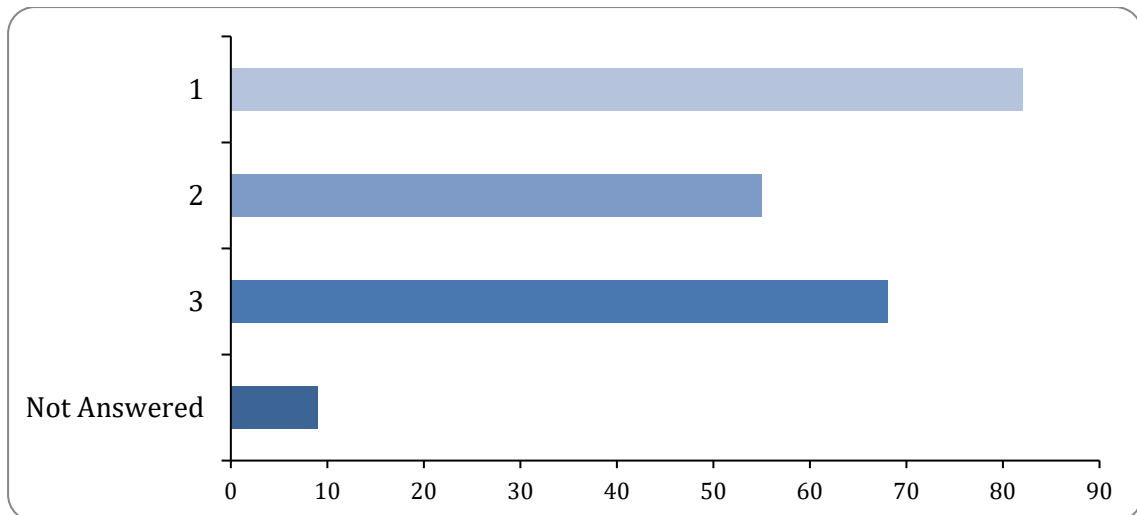
There were 205 responses to this part of the question.



Option	Total	Percent
1	46	21.50%
2	74	34.58%
3	85	39.72%
Not Answered	9	4.21%

ranking ZCO - Enhance parks, green spaces, biodiversity and access to nature

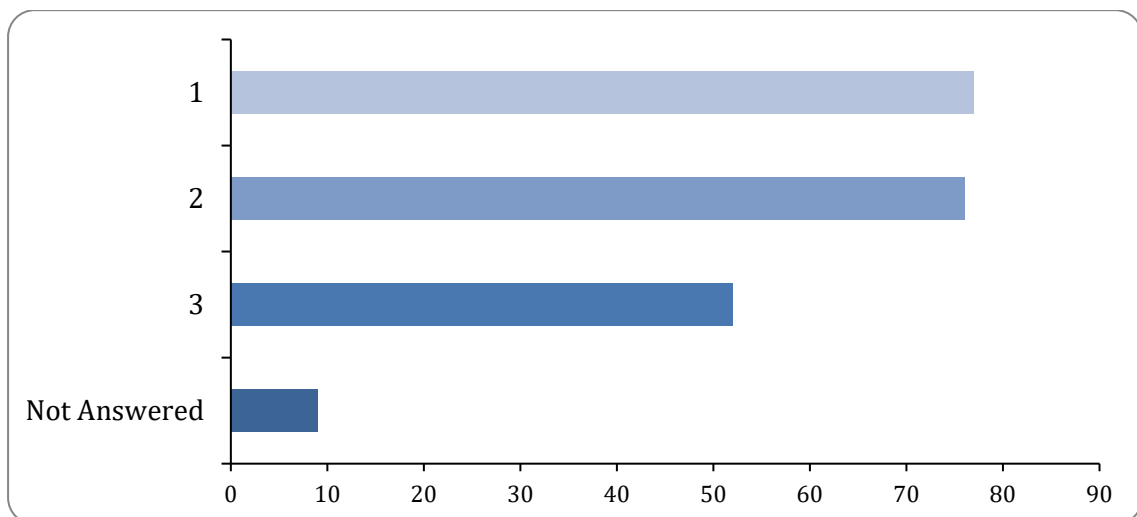
There were 205 responses to this part of the question.



Option	Total	Percent
1	82	38.32%
2	55	25.70%
3	68	31.78%
Not Answered	9	4.21%

ranking ZCO - Develop low carbon infrastructure and support households, businesses and institutions to save energy and cut emissions

There were 205 responses to this part of the question.



Option	Total	Percent
1	77	35.98%
2	76	35.51%
3	52	24.30%
Not Answered	9	4.21%

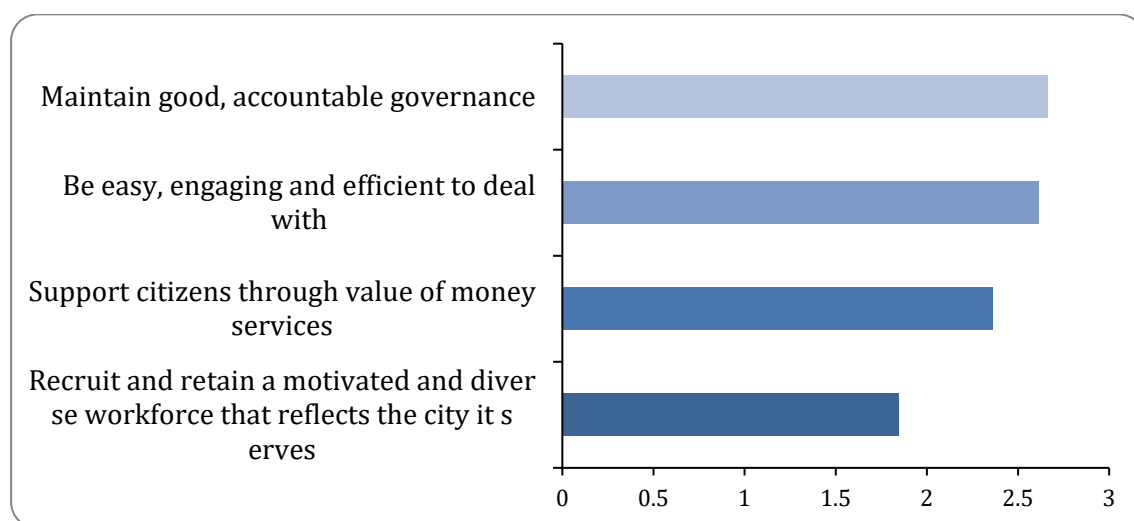
2: Do you have any other comments on zero carbon Oxford?

Please enter your comments

There were 135 responses to this part of the question.

1: With 1 being the highest, and 4 the lowest, how would you rank the priorities for a well run council?

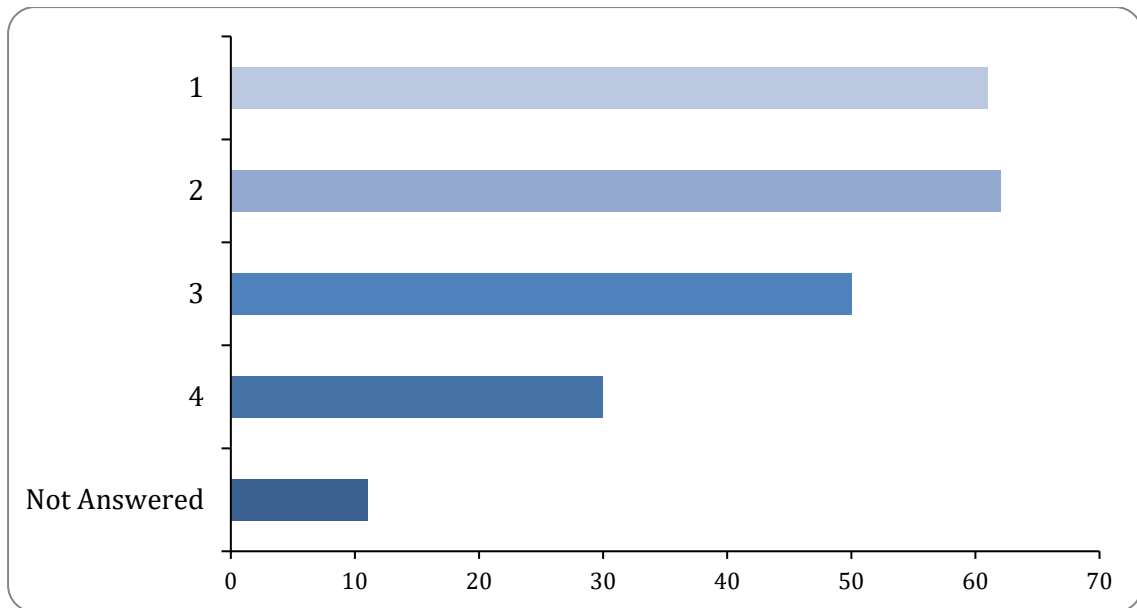
Ranking of 'rank well run council'



Item	Ranking
Maintain good, accountable governance	2.66
Be easy, engaging and efficient to deal with	2.62
Support citizens through value of money services	2.36
Recruit and retain a motivated and diverse workforce that reflects the city it serves	1.85

rank well run council - Be easy, engaging and efficient to deal with

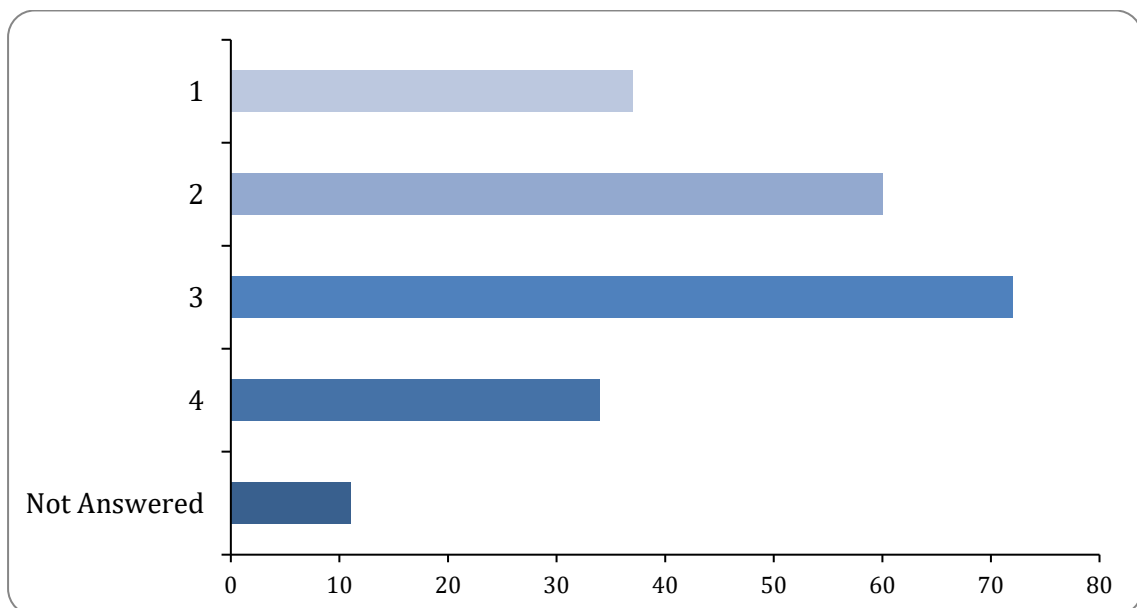
There were 203 responses to this part of the question.



Option	Total	Percent
1	61	28.50%
2	62	28.97%
3	50	23.36%
4	30	14.02%
Not Answered	11	5.14%

rank well run council - Support citizens through value of money services

There were 203 responses to this part of the question.

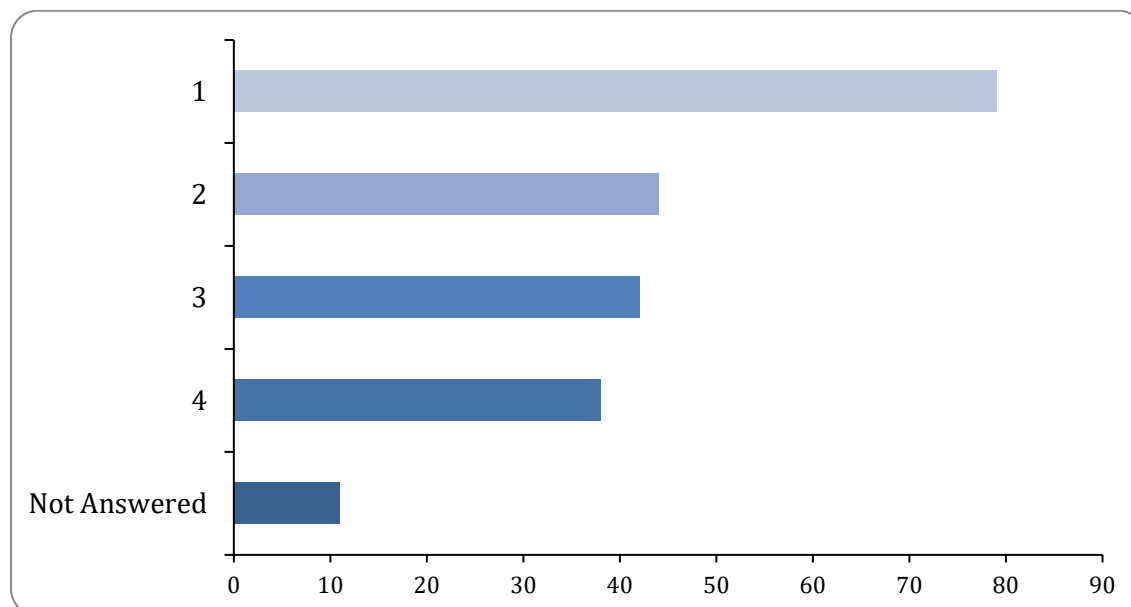


Option	Total	Percent
1	37	17.29%

2	60	28.04%
3	72	33.64%
4	34	15.89%
Not Answered	11	5.14%

rank well run council - Maintain good, accountable governance

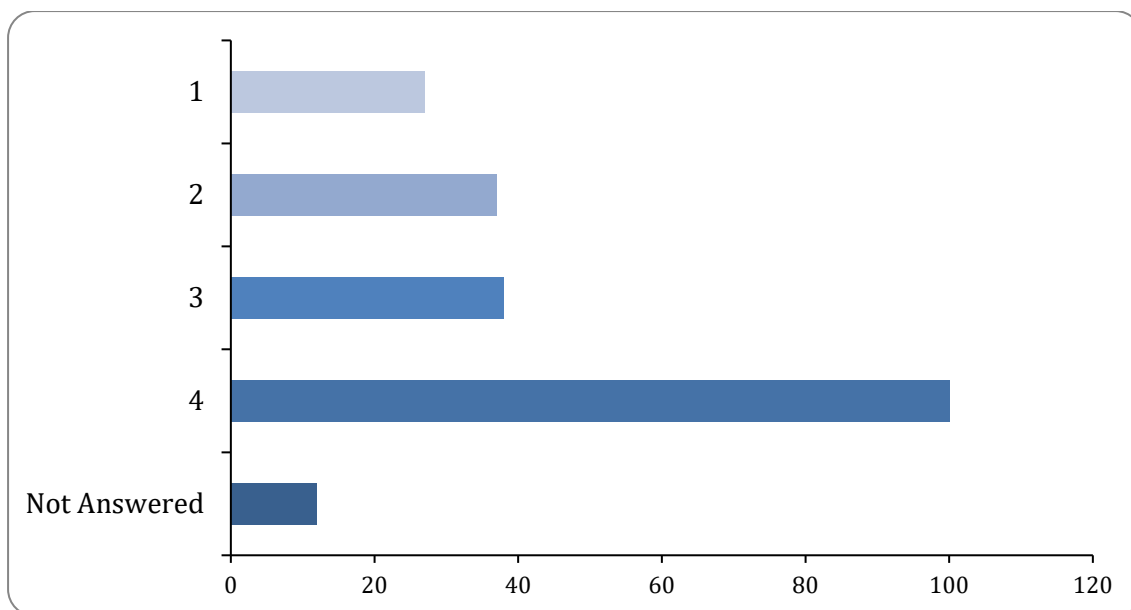
There were 203 responses to this part of the question.



Option	Total	Percent
1	79	36.92%
2	44	20.56%
3	42	19.63%
4	38	17.76%
Not Answered	11	5.14%

rank well run council - Recruit and retain a motivated and diverse workforce that reflects the city it serves

There were 202 responses to this part of the question.



Option	Total	Percent
1	27	12.62%
2	37	17.29%
3	38	17.76%
4	100	46.73%
Not Answered	12	5.61%

2: Do you have any other comments on a well run council

Please enter your comments

There were 129 responses to this part of the question.

1: Do you have any other feedback on the draft Corporate Strategy 2024-28?

Please enter your comments

There were 138 responses to this part of the question.

1: If you answered this survey as a member of our Oxford Residents' Panel.

Please provide the email address you used to sign up for the panel:

email address

There were 147 responses to this part of the question.

